

EasyLED Small PowerPack Full Cutoff Wall Mount

FXWPC44Q

WALL LIGHT • FULL CUTOFF



The FXWPC44Q Small PowerPack full cutoff wall luminaire is available in three wattages with a specially designed Type IV wide forward throw optical distribution that is designed to replace HID lighting systems of up to 175W MH or HPS. Typical wall mounted lighting applications include retail centers, industrial parks, schools and universities, public transit and airports, office buildings and medical facilities. Mounting heights of 12 to 25 feet can be used based on light level and uniformity requirements.

HOUSING:

Die Cast Aluminum Housing with Full Cutoff Front Frame, Integral Heat Sinking and Driver Compartment. Twist-Lock Photocell/Smart Controls Adaptable. Nickel-Plated Stainless Steel Hardware.

LISTING & RATINGS:

CSA: Listed for Wet Locations, ANSI/UL 1598, 8750; IP66 Sealed LED Compartment.

FINISH:

Textured Architectural Bronze Powdercoat Finish Over a Chromate Conversion Coating. Custom Colors Available Upon Request.

LENS:

Clear One-Piece Molded Type IV UV-Stabilized Polycarbonate Lens.

MOUNTING OPTIONS:

Mount Directly Over a 4" Recessed Outlet Box, Includes Easy-Hang "Two Hands Free" Wall Mounting Bracket with Built-In Level. Optional Trim Plate is Available for Use in Retrofit Applications to Cover Wall Surface Blemishes.

EASYLED LED:

Aluminum Boards

WATTAGE:

17w: Array: 16.57w, System: 19.4w (100w HID Equivalent)
25w: Array: 24.9w, System: 28.4w (100w HID Equivalent)
37w: Array: 37.3w, System: 41.8w (175w HID Equivalent)
81w: Array: 80.8w, System: 83.7w (175w HID Equivalent)

DRIVER:

Electronic Driver, 120-277V, 50/60Hz; Less Than 20% THD and PF>0.90. Standard Internal Surge Protection is 2kV for 25w, 6kV for 37 and 81w. 0-10V Dimming Standard for a Dimming Range of 100% to 10%; Dimming Source Current is 150 Microamps.

CONTROLS:

Fixtures Ordered with Factory-Installed Photocell or Motion Sensor Controls are Internally Wired for Switching and/or 1-10V Dimming Within the Housing. Remote Direct Wired Interface of 1-10V Dimming is Not Implied and May Not Be Available, Please Consult Factory. Fixtures are Tested with FX Lighting Controls and May Not Function Properly With Controls Supplied By Others. Fixtures are NOT Designed for Use with Line Voltage Dimmers.


LIFESPAN:

L70>646,000 Hours

WARRANTY:

5-Year Warranty for -40°C to +50°C Environment.

See Page 3 for Projected Lumen Maintenance Table.



PROJECT INFORMATION:

Project Name:	Fixture Type:
Complete Catalog #:	Date:
Comments:	

FXLSolutions.com • (800) 533-2789 • info@FXLSolutions.com

EasyLED Small PowerPack Full Cutoff Wall Mount

FXWPC44Q

WALL LIGHT • FULL CUTOFF



We have custom and standard manufacturing options. Use this form to build your part number or reach out to our sales team for assistance.

GET YOUR PRODUCTS FASTER WITH OUR QUICK SHIP PROGRAM

Multiple USA locations = 98-3-1 Quick Ship Program

98% Fill Rate – 3 Day Lead Time – 1 Piece Minimum Order

ORDER EXAMPLE

FXWPC44Q <small>Series</small>	<u>Optics</u> D	1X81 <small>Wattage</small>	<u>Driver</u> U	5K <small>CCT</small>	<u>Lens</u> C	Z <small>Color</small>	<u>Options</u> SP
--	---------------------------	---------------------------------------	---------------------------	---------------------------------	-------------------------	----------------------------------	-----------------------------

ORDER CONFIGURATION

Series	Optics	Wattage	Driver	CCT	Lens	Color	Options
FXWPC44Q=EasyLED Small PowerPack Full Cutoff Wall Mount	D=Type IV	1X17=17w 1X25=25w 1X37=37w 1X81=81w	U=120-277V C=347V♦ H=347-480V* ♦25w only. *25w, 37w and 81w only.	3K=3000K 4K=4000K 5K=5000K	C=Clear Molded UV-Stabilized Polycarbonate Lens	Z=Bronze C=Custom (Consult Factory)	SF=Single Fuse* DF=Double Fuse* SP=Surge Protection R3=3-Pin Twist Lock Photocell Receptacle R5=5-Pin Twist Lock Photocell Receptacle R7=7-Pin ANSI C136.41-2013 Twist Lock Photocell Receptacle PC3=Photocell, 120-277VAC S23=Internal Microwave Sensor with Dimming for Mounting Heights of 25' or Less.* S43=Microwave On/Off Motion Sensor for Mounting Heights of 8' to 19'.* BU=Battery Backup, 90 Minutes (17w, 25w, 37w & 81w)* BUC=Cold Start Battery Backup, -20°C, 90 Minutes (17w, 25w, 37w & 81w)* *120-277V Models Only.
FXWPC44Q	D				C		

Accessories

(Order Separately, Field Installed)

Options	Description
FXP18131	Twist Lock Non-Shorting (Open) Cap Disconnects Service to Fixture for Temporary or Permanent Disabling (Fixture Always Off). IP65, 480V Maximum.
FXP18132	Twist Lock Shorting Cap Provides Fixed Service to Fixture (Fixture Always on). IP65, Rated Load 7200w Tungsten.
FXP18140	110-120VAC Instant Twist Lock Photocell
FXP18152	277VAC Time Delay Twist Lock Photocell
FXP18156	120-277VAC Universal Twist Lock Photocell
FXWPC44TPZ	Aluminum Two-Piece Trim Plate, Bronze Powdercoat Finish, 13"W x 9"H



FXWPC44TPZ*
*Shown Mounted.

Replacement Parts

(Order Separately, Field Installed)

Options	Description
FXACCHSG3	Bronze UV-Stabilized Polycarbonate Housing for Installing Sensors, Includes Sensor Bracket and Gasket.
FXP18103	120-277VAC Photocell
FXP17117	Internal Microwave Sensor with Dimming for Mounting Heights of 8' to 40'. 120-277VAC, 50/60Hz
FXP17123	Internally Mounted Microwave On/Off Motion Sensor for Mounting Heights of 8' to 19', 120-277VAC, 50/60Hz

For Replacement Battery Backup, see the FX Lighting LED Battery Backup Specification Sheet.



FXACCHSG3

FXP18103

FXP17117

FXP17123

EasyLED Small PowerPack Full Cutoff Wall Mount

FXWPC44Q

WALL LIGHT • FULL CUTOFF



FXWPC44Q PHOTOMETRIC DATA

Wattage (Catalog Logic)		16.57W (1X17)	24.9W (1X25)	37.3W (1X37)	80.8W (1X81)
Input Watts		19.4W	28.4W	41.8W	83.7W
Lumen Package	CCT	Delivered Lumens			
FXWPC44Q Type IV	3000K	2,151	3,167	4,259	8,582
	4000K	2,140	3,151	4,459	9,166
	5000K	2,326	3,424	4,604	9,278
	BUG Rating	B1-U0-G1	B1-U1-G1	B1-U1-G1	B2-U1-G2

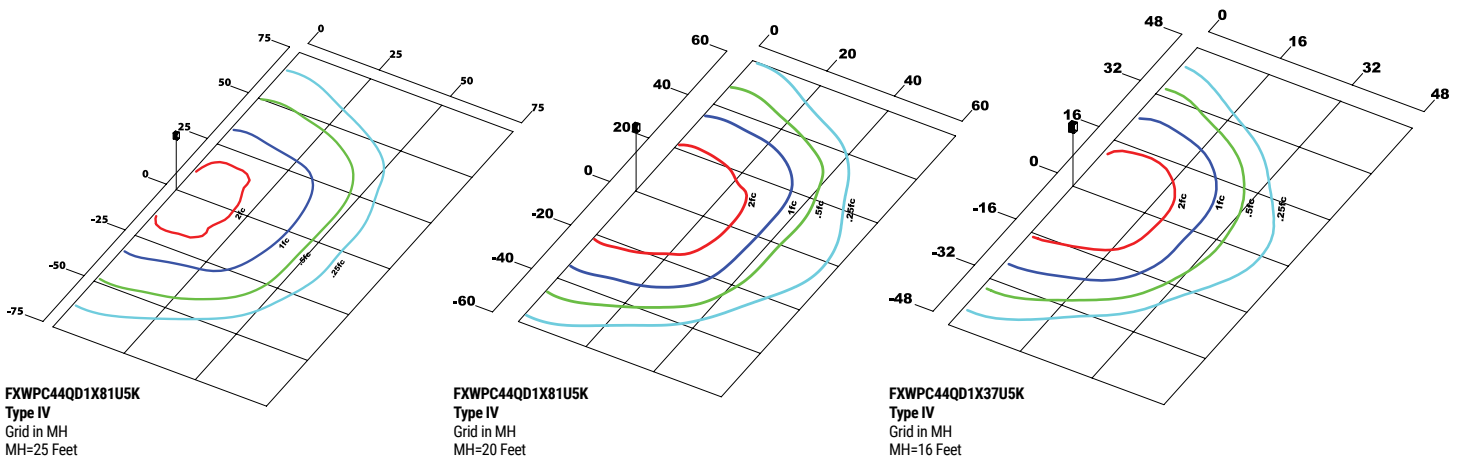
FXWPC44Q PROJECTED LUMEN MAINTENANCE

Data shown for 5000 CCT		Compare to MH				
TM-21-11	Input Watts	Initial	25,000 Hrs	50,000 Hrs	100,000 Hrs	Calculated LED Life
L70 Lumen Maintenance @ 25°C / 77°F	All wattages up to and including 84w	1.00	0.99	0.98	0.95	646,000
L70 Lumen Maintenance @ 50°C / 122°F		1.00	0.98	0.97	0.93	455,000
L80 Lumen Maintenance @ 40°C / 104°F		1.00	0.98	0.97	0.94	320,000

NOTES:

1. Projected per IESNA TM-21-11. Data references the extrapolated performance projections for the base model in a 25°C ambient, based on 10,000 hours of LED testing per IESNA LM-80-08.
2. Compare to MH box indicates suggested Light Loss Factor (LLF) to be used when comparing to Metal Halide (MH) systems.

FXWPC44Q DISTRIBUTION



FXLSolutions.com • (800) 533-2789 • info@FXLSolutions.com

EasyLED Small PowerPack Full Cutoff Wall Mount

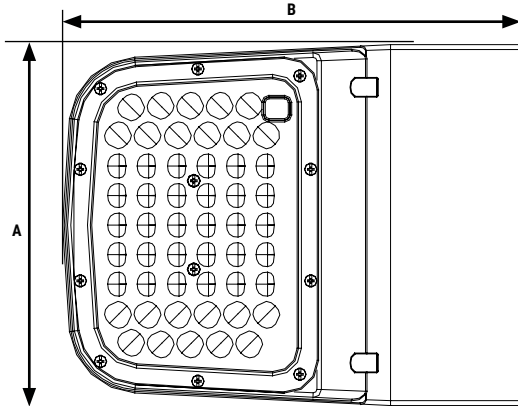
FXWPC44Q

WALL LIGHT • FULL CUTOFF



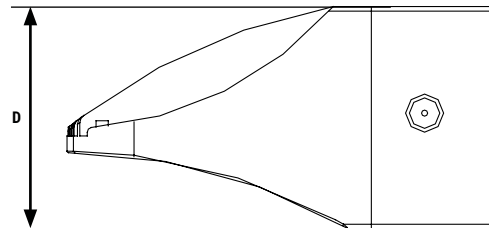
FX
LIGHTING™
A QSSI Company Since 1985

FXWPC44Q DIMENSIONAL DATA



FXWPC44Q Dimensions

Width (A)	8 3/4" (220mm)
Length (B)	11" (280mm)
Height 2 (D)	5 3/4" (146mm)



FXLSolutions.com • (800) 533-2789 • info@FXLSolutions.com

Information provided is subject to change. Please verify all details with FX Lighting. All values are designed to standard industry values when measured under laboratory conditions, and FX Lighting makes no warranty or guarantee, expressed or implied, that such performance will be obtained under end-use conditions.

REV. 09/01/21 4