

EasyLED Round Dome Bollards

FXBORWQ, FXBORLQ, FXBOGQ & FXBOLQ



SOFTLED • BOLLARD • PATHWAY LIGHTING

The FX Lighting EasyLED Round Dome Bollards with choice of optics and lenses are designed to replace HID lighting systems up to 70w MH or HPS. These fixtures are ideal for retail centers, industrial parks, schools and universities, public transit and airports, office buildings and medical facilities.

HOUSING:

Extruded Aluminum Housing with Flush Mounting Base & Vandal-Resistant Screws, Domed Top, Internal Ballast Tray for Easy Maintenance. Bollards Can Be Cut to Custom Lengths Upon Request.

LISTING & RATINGS:

CSA: Listed for Wet Locations, ANSI/UL 1598, 8750; IP65 Sealed LED Compartment.

FINISH:

Textured Architectural Bronze or Black Powdercoat Finish Over a Chromate Conversion Coating. Custom Colors Available Upon Request.

STYLE:

Clear Prismatic Borosilicate Glass Refractor, Specially Designed Cone Reflector or Internal Louvers

LENS:

Clear UV-Stabilized Polycarbonate Vandal-Resistant Lens or SoftLED LumaLens UV-Stabilized Polycarbonate Opal Vandal-Resistant Lens

MOUNTING OPTIONS:

Mounting Kit with 8" Zinc-Plated Anchor Bolts, Included.

EASYLED LED:

Aluminum Boards

WATTAGE:

Array: 10w, System: 11.3w; (70w HID Equivalent)
 Array: 14.5w, System: 17w; (70w HID Equivalent)
 Array: 22w, System: 23.8w; (70w HID Equivalent)

DRIVER

Electronic Driver, 120-277V, 50/60Hz or 347V, 50/60Hz (15w Only); Less Than 20% THD and PF>0.90. Standard Internal Surge Protection 2kV. 0-10V Dimming Standard for a Dimming Range of 100% to 10%; Dimming Source Current is 150 Microamps.

CONTROLS:

Fixtures Ordered with Factory-Installed Motion Sensor Controls are Internally Wired for Switching and/or 1-10V Dimming Within the Housing. Remote Direct Wired Interface of 1-10V Dimming is Not Implied and May Not Be Available, Please Consult Factory. Fixtures are Tested with FX Lighting Controls and May Not Function Properly With Controls Supplied By Others. Fixtures are NOT Designed for Use with Line Voltage Dimmers.

LIFESPAN:

L70>147,000 Hours

WARRANTY:

5-Year Warranty for -40°C to +40°C Environment.

See Page 3 for Projected Lumen Maintenance Table.



LED Cone Reflector
FXBORLQ



Glass
FXBOGQ



Louvers
FXBOLQ

AVAILABLE OPTIONS:

New Soft Shine Low Glare White Cone Reflector



Daytime View

Nighttime View



SoftLED LumaLens
Opal Array Lens



Shown with GFCI



Shown with
"S5" Sensor



Shown with 180°
Glare Shield



PROJECT INFORMATION:	
Project Name:	Fixture Type:
Complete Catalog #:	Date:
Comments:	

FXLSolutions.com • (800) 533-2789 • info@FXLSolutions.com

EasyLED Round Dome Bollards

FXBORWQ, FXBORLQ, FXBOGQ & FXBOLQ



SOFTLED • BOLLARD • PATHWAY LIGHTING

We have custom and standard manufacturing options. Use this form to build your part number or reach out to our sales team for assistance.

GET YOUR PRODUCTS FASTER WITH OUR QUICK SHIP PROGRAM

Multiple USA locations = 98-3-1 Quick Ship Program

98% Fill Rate – 3 Day Lead Time – 1 Piece Minimum Order

ORDER EXAMPLE

FXBORLQ	F	1X22	U	5K	L	Z	36	SF
Series	Optics	Wattage	Driver	CCT	Lens	Color	Height	Options

ORDER CONFIGURATION

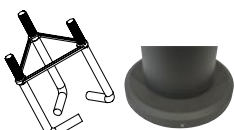
Series	Optics	Wattage	Driver	CCT	Lens	Color	Height	Options
FXBORWQ =Round Dome Bollard with Soft Shine Low Glare White Cone Reflector FXBORLQ =Round Dome Bollard with LED Cone Reflector FXBOGQ =Round Dome Bollard with Glass FXBOLQ =Round Dome Bollard with Louvers	C=Type III* F=Wide Beam Spread *FXBORWQ, FXBORLQ & FXBOGQ only	1X10=10w 1X15=15w 1X22=22w	U=120-277V C=347V* *15w Model Only	3K=3000K 4K=4000K 5K=5000K	(Leave Blank)= Clear Lens L=SoftLED LumaLens Opal UV-Stabilized Polycarbonate Array Lens* *Type V White Cone Reflector Only	Z=Bronze B=Black C=Custom (Consult Factory)	(Leave Blank)= 42" Standard Height 36=36" Height 30=30" Height	SF=Single Fuse* DF=Double Fuse* SP=Surge Protection GF1=GFCl Outlet, 15A, 120V GSB=180° Glare Shield, Black GSZ=180° Glare Shield, Bronze GSC=180° Glare Shield, Custom Color (Consult Factory) S5=Microwave Sensor with Dimming & Remote Programming, 120-277V Only. See FXP17125 Spec. Page for Details. BU=Battery Backup, 90 Minutes* BUC=Cold Start Battery Backup, -20°C, 90 Minutes* *120-277V Models Only.

Mounting Accessories

(Order Separately, Field Installed)

Options	Description
FXBOLAN4	Mounting Kit, Includes Bracket & Three (3) 4" Zinc-Plated Anchor Bolts
FXBOLAN8	Mounting Kit, Includes Bracket & Three (3) 8" Zinc-Plated Anchor Bolts
FXBOLAN12	Mounting Kit, Includes Bracket & Three (3) 12" Zinc-Plated Anchor Bolts
FXBOLAN15	Mounting Kit, Includes Bracket & Three (3) 15" Zinc-Plated Anchor Bolts
FXBREBASE*	Bollard Retrofit Base Kit Adapts New Bollards to Most Existing Bolt Patterns. Fits all FX Lighting Bollards. Die Cast with Powdercoat Finish, Hardware Included. 1 1/2" Dia. x 1 1/2" H

*Specify Color: Z=Bronze, B=Black, C=Custom (Consult Factory)



FXBOLAN

FXBREBASE*

*Shown Mounted

Accessories

(Order Separately, Field Installed)

Options	Description
FXP17126	Remote Programming Tool for FXP17125



FXP17126

Replacement Parts

(Order Separately, Field Installed)

Options	Description
FXP17125	Internal Microwave Sensor with Dimming & Remote Programming, 120-277V Only. See FXP17125 Spec. Page for Details.
FXBOLPC	Replacement Round UV-Stabilized Polycarbonate Vandal-Resistant Lens
FXBOLPCLL	Replacement SoftLED LumaLens Opal UV-Stabilized Polycarbonate Array Lens
FXBORBASE*	Die Cast Base Plate with Powdercoat Finish Over a Chromate Conversion Coating.
FXBOADP1	Adapter Plate with Gaskets for Outlet Boxes. Fits FX Lighting Round Bollards. Die Cast with Bronze Powdercoat Finish.

*Specify Color: Z=Bronze, B=Black, C=Custom (Consult Factory)

For Replacement Battery Backup, see the FX Lighting LED Battery Backup Specification Sheet.



FXP17125

FXBOLPC, FXBOLPCLL

FXBORBASE

FXBOADP1

FXLSolutions.com • (800) 533-2789 • info@FXLSolutions.com

EasyLED Round Dome Bollards

FXBORWQ, FXBORLQ, FXBOGQ & FXBOLQ



SOFTLED • BOLLARD • PATHWAY LIGHTING

ROUND DOME BOLLARD PHOTOMETRIC DATA

Wattage (Catalog Logic)	Input Watts	10W (1X10)	14.5W (1X15)	22W (1X22)
		11.3W	17W	23.8W
Optic	CCT	Delivered Lumens		
FXBORWQ & FXBORLQ Cone Reflector C=Type III Optic	3000K	738	1,033	1,549
	4000K	800	1,120	1,680
	5000K	834	1,167	1,750
	BUG Rating	B0-U2-G1	B1-U3-G1	B1-U3-G1
FXBORWQ & FXBORLQ Cone Reflector F=Type V Optic	3000K	1,031	1,444	2,165
	4000K	1,119	1,566	2,349
	5000K	1,165	1,631	2,447
	BUG Rating	B1-U3-G1	B1-U3-G1	B1-U3-G1
FXBOGQ Glass C=Type III Optic	3000K	789	1,105	1,657
	4000K	856	1,199	1,798
	5000K	892	1,249	1,873
	BUG Rating	B1-U3-G1	B1-U3-G1	B1-U3-G1
FXBOGQ Glass F=Type V Optic	3000K	773	1,082	1,622
	4000K	838	1,173	1,760
	5000K	873	1,222	1,833
	BUG Rating	B1-U3-G1	B1-U3-G1	B1-U3-G1
FXBOLQ Louvers F=Type V Optic Only	3000K	521	730	1,094
	4000K	565	791	1,187
	5000K	589	824	1,236
	BUG Rating	B0-U2-G0	B1-U2-G1	B1-U3-G1

ROUND DOME BOLLARD PROJECTED LUMEN MAINTENANCE

Data shown for 5000 CCT		Compare to MH				
TM-21-11	Input Watts	Initial	25,000 Hrs	50,000 Hrs	100,000 Hrs	Calculated LED Life
L70 Lumen Maintenance @ 25°C / 77°F	All wattages up to and including 24w	1.00	0.95	0.90	0.80	147,000
L70 Lumen Maintenance @ 50°C / 122°F		1.00	0.89	0.78	0.55	67,000
L80 Lumen Maintenance @ 40°C / 104°F		1.00	0.92	0.85	0.70	66,000

NOTES:

1. Projected per IESNA TM-21-11. Data references the extrapolated performance projections for the base model in a 25°C ambient, based on 10,000 hours of LED testing per IESNA LM-80-08.
2. Compare to MH box indicates suggested Light Loss Factor (LLF) to be used when comparing to Metal Halide (MH) systems.

FXLSolutions.com • (800) 533-2789 • info@FXLSolutions.com

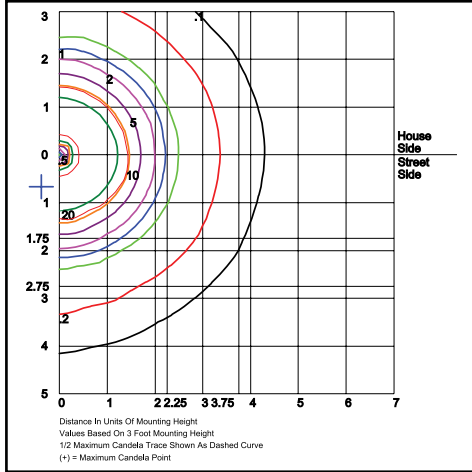
EasyLED Round Dome Bollards

FXBORWQ, FXBORLQ, FXBOGQ & FXBOLQ

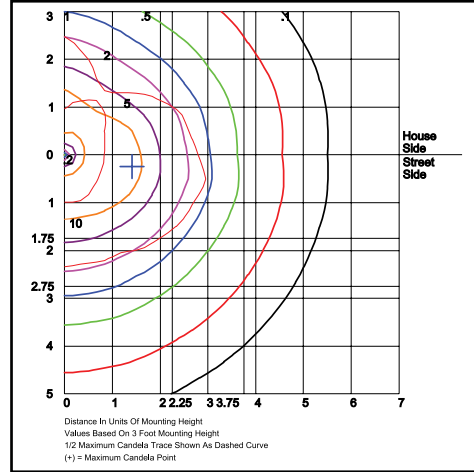


SOFTLED • BOLLARD • PATHWAY LIGHTING

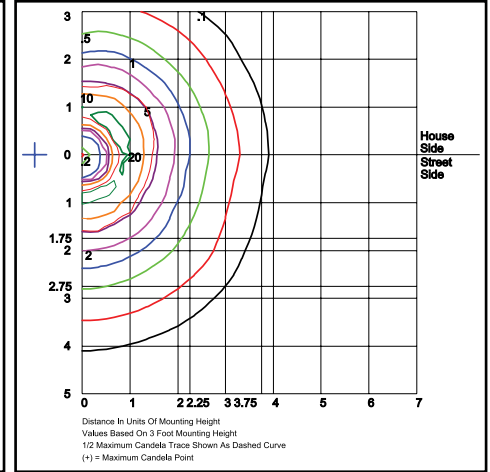
ROUND DOME BOLLARD DISTRIBUTION



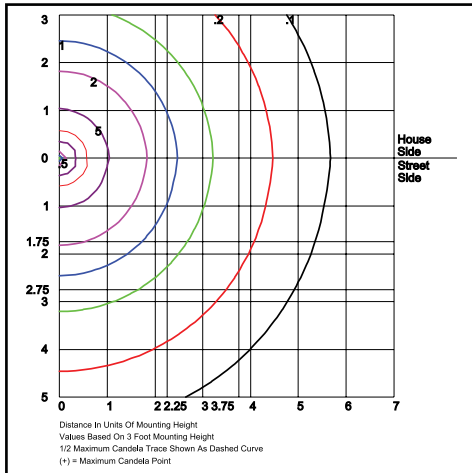
FXBORWQ1X22U5K & FXBORLQ1X22U5K
Type V
Grid in feet, Mounting Height = 3 ft.



FXBOGQ1X22U5K
Type III
Grid in feet, Mounting Height = 3 ft.



FXBOLQ1X22U5K
Type V
Grid in feet, Mounting Height = 3 ft.



FXBORWQ1X22U5KL, LumaLens
Type V
Grid in feet, Mounting Height = 3 ft.

FXLSolutions.com • (800) 533-2789 • info@FXLSolutions.com

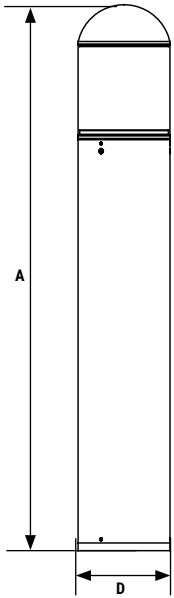
EasyLED Round Dome Bollards

FXBORWQ, FXBORLQ, FXBOGQ & FXBOLQ



SOFTLED • BOLLARD • PATHWAY LIGHTING

ROUND DOME BOLLARD DIMENSIONAL DATA



Round Dome Bollard Dimensions

Diameter (D)	7" (178mm)
Height (A)	42 $\frac{1}{4}$ " (1,073mm)

FXLSolutions.com • (800) 533-2789 • info@FXLSolutions.com