

# 1800K CCT LED Round Dome Bollards

FXBORWQ, FXBORLQ, FXBOGQ & FXBOLQ

1800K CCT LED • SOFTLED • BOLLARD • PATHWAY LIGHTING



The FX Lighting **1800K CCT LED** Bollards are the latest alternative to Low Pressure Sodium (LPS) designed for dark sky preservation without loss of lumens. These fixtures are ideal for retail centers, industrial parks, schools and universities, public transit and airports, office buildings and medical facilities.

## HOUSING:

Extruded Aluminum Housing with Flush Mounting Base & Vandal-Resistant Screws, Domed Top, Internal Ballast Tray for Easy Maintenance. Bollards Can Be Cut to Custom Lengths Upon Request.

## LISTING & RATINGS:

CSA: Listed for Wet Locations, ANSI/UL 1598, 8750; IP65 Sealed LED Compartment.

## FINISH:

Textured Architectural Bronze or Black Powdercoat Finish Over a Chromate Conversion Coating. Custom Colors Available Upon Request.

## STYLE:

Clear Prismatic Borosilicate Glass Refractor, Specially Designed Cone Reflector or Internal Louvers

## LENS:

Clear UV-Stabilized Polycarbonate Vandal-Resistant Lens or SoftLED LumaLens UV-Stabilized Polycarbonate Opal Vandal-Resistant Lens

## MOUNTING OPTIONS:

Mounting Kit with 8" Zinc-Plated Anchor Bolts, Included.

## 1800K CCT LED:

Aluminum Boards. Delivers 1800K CCT and can be successfully applied on projects requiring a nominal CCT range of 1700K to 2200K CCT. See Page 3 for Spectral Chart.

## WATTAGE:

Array: 15w, System: 16.5w; (35w SOX 1800K CCT LED)

## DRIVER:

Electronic Driver, 120-277V, 50/60Hz; Less Than 20% THD and PF>0.90. Standard Internal Surge Protection 2kV. 0-10V Dimming Standard for a Dimming Range of 100% to 10%; Dimming Source Current is 150 Microamps.

## CONTROLS:

Fixtures Ordered with Factory-Installed Motion Sensor Controls are Internally Wired for Switching and/or 1-10V Dimming Within the Housing. Remote Direct Wired Interface of 1-10V Dimming is Not Implied and May Not Be Available, Please Consult Factory. Fixtures are Tested with FX Lighting Controls and May Not Function Properly With Controls Supplied by Others. Fixtures are NOT Designed for Use with Line Voltage Dimmers.

## LIFESPAN:

L70>147,000 Hours

## WARRANTY:

5-Year Warranty for -40°C to +40°C Environment.

See Page 3 for Projected Lumen Maintenance Table.



LED Cone Reflector  
FXBORLQ

Glass  
FXBOGQ

Louvers  
FXBOLQ

## AVAILABLE OPTIONS:

### New Soft Shine Low Glare White Cone Reflector



Daytime View

Nighttime View



SoftLED LumaLens  
Opal Array Lens



Shown with GFCI



Shown with  
"S5" Sensor



Shown with 180°  
Glare Shield



## PROJECT INFORMATION:

Project Name: \_\_\_\_\_ Fixture Type: \_\_\_\_\_

Complete Catalog #: \_\_\_\_\_ Date: \_\_\_\_\_

Comments: \_\_\_\_\_

FXLSolutions.com • (800) 533-2789 • info@FXLSolutions.com

# 1800K CCT LED Round Dome Bollards

FXBORWQ, FXBORLQ, FXBOGQ & FXBOLQ

1800K CCT LED • SOFTLED • BOLLARD • PATHWAY LIGHTING



We have custom and standard manufacturing options. Use this form to build your part number or reach out to our sales team for assistance.

## GET YOUR PRODUCTS FASTER WITH OUR QUICK SHIP PROGRAM

Multiple USA locations = 98-3-1 Quick Ship Program  
98% Fill Rate – 3 Day Lead Time – 1 Piece Minimum Order

### ORDER EXAMPLE

FXBORLQ	Optics F	Wattage 1X15	Driver U	CCT HA	Lens L	Color Z	Height 36	Options SF
Series								

### ORDER CONFIGURATION

Series	Optics	Wattage	Driver	CCT	Lens	Color	Height	Options
<b>FXBORWQ</b> =1800K CCT LED Round Dome Bollard with Soft Shine Low Glare White Cone Reflector <b>FXBORLQ</b> =1800K CCT LED Round Dome Bollard with LED Cone Reflector <b>FXBOGQ</b> =1800K CCT LED Round Dome Bollard with Glass <b>FXBOLQ</b> =1800K CCT LED Round Dome Bollard with Louvers	F=Wide Beam Spread	1X15=15w	U=120-277V	HA=1800K	(Leave Blank)=Clear Lens L=SoftLED LumaLens Opal UV-Stabilized Polycarbonate Array Lens*  *White Cone Reflector Only	Z=Bronze B=Black C=Custom (Consult Factory)	(Leave Blank)=42" Standard Height 36=36" Height 30=30" Height	SF=Single Fuse* DF=Double Fuse* SP=Surge Protection GF1=GFCL Outlet, 15A, 120V GSB=180° Glare Shield, Black GSZ=180° Glare Shield, Bronze GSC=180° Glare Shield, Custom Color (Consult Factory) S5=Microwave Sensor with Dimming & Remote Programming, 120-277V Only. See FXP17125 Spec. Page for Details. BU=Battery Backup, 90 Minutes* BUC=Cold Start Battery Backup, -20°C, 90 Minutes*  *120-277V Models Only.
	<b>F</b>	<b>1X15</b>	<b>U</b>	<b>HA</b>				

### Mounting Accessories

(Order Separately, Field Installed)

Options	Description
FXBOLAN4	Mounting Kit, Includes Bracket & Three (3) 4" Zinc-Plated Anchor Bolts
FXBOLAN8	Mounting Kit, Includes Bracket & Three (3) 8" Zinc-Plated Anchor Bolts
FXBOLAN12	Mounting Kit, Includes Bracket & Three (3) 12" Zinc-Plated Anchor Bolts
FXBOLAN15	Mounting Kit, Includes Bracket & Three (3) 15" Zinc-Plated Anchor Bolts
FXBREBASE*	Bollard Retrofit Base Kit Adapts New Bollards to Most Existing Bolt Patterns. Fits all FX Lighting Bollards. Die Cast with Powdercoat Finish, Hardware Included. 1 1/2" Dia. x 1 1/2" H

\*Specify Color: Z=Bronze, B=Black, C=Custom (Consult Factory)



\*Shown Mounted

### Accessories

(Order Separately, Field Installed)

Options	Description
FXP17126	Remote Programming Tool for FXP17125



FXP17126

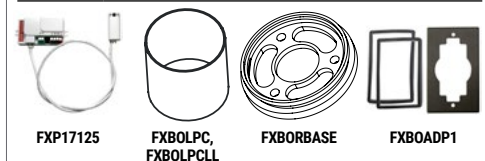
### Replacement Parts

(Order Separately, Field Installed)

Options	Description
FXP17125	Internal Microwave Sensor with Dimming & Remote Programming, 120-277V Only. See FXP17125 Spec. Page for Details.
FXBOLPC	Replacement Round UV-Stabilized Polycarbonate Vandal-Resistant Lens
FXBOLPCLL	Replacement SoftLED LumaLens Opal UV-Stabilized Polycarbonate Array Lens
FXBORBASE*	Die Cast Base Plate with Powdercoat Finish Over a Chromate Conversion Coating.
FXBOADP1	Adapter Plate with Gaskets for Outlet Boxes. Fits FX Lighting Round Bollards. Die Cast with Bronze Powdercoat Finish.

\*Specify Color: Z=Bronze, B=Black, C=Custom (Consult Factory)

For Replacement Battery Backup, see the FX Lighting LED Battery Backup Specification Sheet.



FXLSolutions.com • (800) 533-2789 • info@FXLSolutions.com

# 1800K CCT LED Round Dome Bollards

FXBORWQ, FXBORLQ, FXBOGQ & FXBOLQ

1800K CCT LED • SOFTLED • BOLLARD • PATHWAY LIGHTING



## 1800K CCT LED ROUND DOME BOLLARD PHOTOMETRIC DATA

Wattage (Catalog Logic)		15W (1X15)
Input Watts		16.5W
Optic	CCT	Delivered Lumens
FXBORWQ & FXBORLQ Cone Reflector	1800K CCT LED	1,178
	BUG Rating	B1-U3-G1
FXBOGQ Glass	1800K CCT LED	883
	BUG Rating	B1-U3-G1
FXBOLQ Louvers	1800K CCT LED	595
	BUG Rating	B0-U2-G0

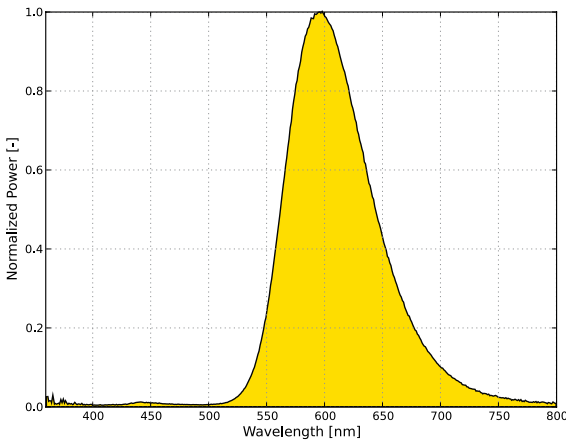
## 1800K CCT LED ROUND DOME BOLLARD PROJECTED LUMEN MAINTENANCE

Data shown for 1800K CCT LED		Compare to LPS				
TM-21-11	Input Watts	Initial	25,000 Hrs	50,000 Hrs	100,000 Hrs	Calculated LED Life
L70 Lumen Maintenance @ 25°C / 77°F	17	1.00	0.95	0.90	0.80	147,000
L70 Lumen Maintenance @ 50°C / 122°F		1.00	0.89	0.78	0.55	67,000
L80 Lumen Maintenance @ 40°C / 104°F		1.00	0.92	0.85	0.70	66,000

**NOTES:**

1. Projected per IESNA TM-21-11. Data references the extrapolated performance projections for the base model in a 25°C ambient, based on 10,000 hours of LED testing per IESNA LM-80-08.
2. Compare to LPS box indicates suggested Light Loss Factor (LLF) to be used when comparing to Low Pressure Sodium (LPS) systems

## 1800K CCT LED ROUND DOME BOLLARD SPECTRAL CHART



1800K CCT LEDs provide the same visual light output as traditional Low Pressure Sodium systems, but provide substantially reduced energy and maintenance costs, and increased lifespan and lumen maintenance values.

1800K CCT LED: Dominant Wavelength 588.8-592.6  
Low Pressure Sodium Wavelength: 589 and 589.6

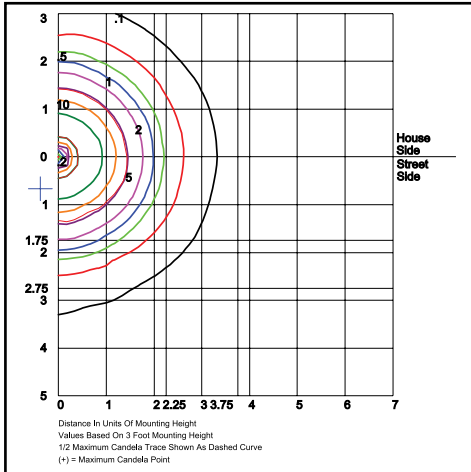
# 1800K CCT LED Round Dome Bollards

FXBORWQ, FXBORLQ, FXBOGQ & FXBOLQ

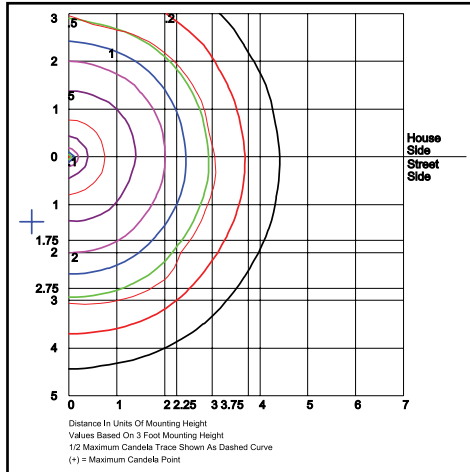
1800K CCT LED • SOFTLED • BOLLARD • PATHWAY LIGHTING



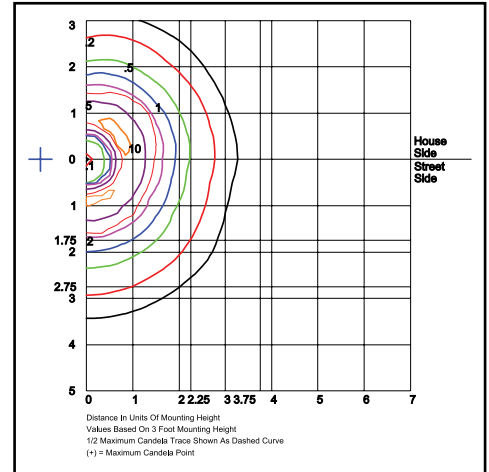
## 1800K CCT LED ROUND DOME BOLLARD DISTRIBUTION



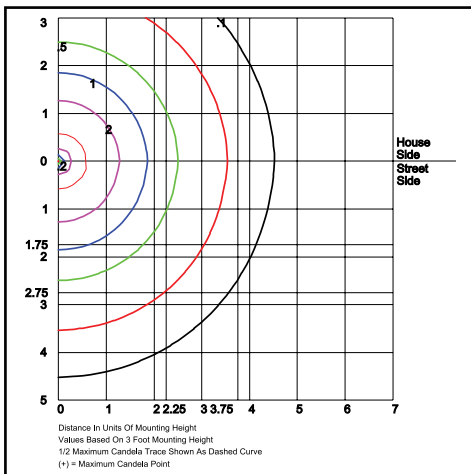
**FXBORWQ1X15UHA & FXBORLQ1X15UHA**  
Type V  
Grid in feet, Mounting Height = 3 ft.



**FXBOGQ1X15UHA**  
Type V  
Grid in feet, Mounting Height = 3 ft.



**FXBOLQ1X15UHA**  
Type V  
Grid in feet, Mounting Height = 3 ft.



**FXBORWQ1X15UHAL, LumaLens**  
Type V  
Grid in feet, Mounting Height = 3 ft.

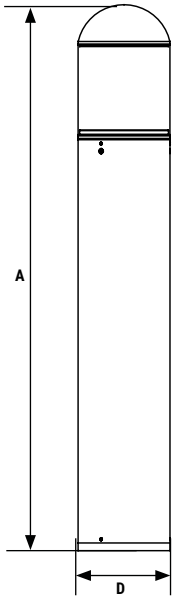
# 1800K CCT LED Round Dome Bollards

FXBORWQ, FXBORLQ, FXBOGQ & FXBOLQ

1800K CCT LED • SOFTLED • BOLLARD • PATHWAY LIGHTING



## 1800K CCT LED ROUND DOME BOLLARD DIMENSIONAL DATA



### Round Dome Bollard Dimensions

Diameter (D)	7" (178mm)
Height (A)	42 $\frac{1}{4}$ " (1,073mm)