

1800K CCT LED Small Bentley Kitty Hawk FXKH25Q

1800K CCT LED • AREA LIGHT • FLOOD LIGHT • WALL LIGHT



The FXKH25Q luminaire is available with a wide choice of mounting configurations. The **1800K CCT LED** arrays are the latest alternative to Low Pressure Sodium (LPS) designed for dark sky preservation without loss of lumens. Typical applications include general area, parking, flood, security, and accent lighting for retail centers, industrial parks, schools and universities, public transit and airports, office buildings and medical facilities. Mounting heights of up to 20 feet can be used based on light level and uniformity requirements.

HOUSING:

Die Cast Aluminum Housing and Front Frame, Integral Heat Sinking and Driver Compartment. Photocell Adaptable. Nickel-Plated Stainless Steel Hardware.

LISTING & RATINGS:

CSA: Listed for Wet Locations, ANSI/UL 1598, 8750; IP66 Sealed LED Compartment.

FINISH:

Textured Architectural Bronze Powdercoat Finish Over a Chromate Conversion Coating. Custom Colors Available Upon Request.

LENS:

Tempered Clear Flat or SoftLED Flat Glass Lens

MOUNTING OPTIONS:

Mounts with Kitty Hawk Arm, Adjustable Slipfitter, 2³/₈" Diameter Mounting Arm Adapter, Yoke, Two-Piece Bracket or Easy Hang Wall Bracket (Factory Installed).

1800K CCT LED:

Aluminum Boards. Delivers 1800K CCT and can be successfully applied on projects requiring a nominal CCT range of 1700K to 2200K CCT. See Page 4 for Spectral Chart.

WATTAGE:

36w Array: 36w, System: 39.5w; (35w SOX 1800K CCT LED)

DRIVER:

Electronic Driver, 120-277V, 50/60Hz or 347-480V, 50/60Hz; Less Than 20% THD and PF>0.90. Standard Internal Surge Protection 6kV. 0-10V Dimming Standard for a Dimming Range of 100% to 10%; Dimming Source Current is 150 Microamps.

CONTROLS:

Fixtures Ordered with Factory-Installed Photocell or Motion Sensor Controls are Internally Wired for Switching and/or 1-10V Dimming Within the Housing. Remote Direct Wired Interface of 1-10V Dimming is Not Implied and May Not Be Available, Please Consult Factory. Fixtures are Tested with FX Lighting Controls and May Not Function Properly With Controls Supplied by Others. Fixtures are NOT Designed for Use with Line Voltage Dimmers.

LIFESPAN:

L70>246,000 Hours

WARRANTY:

5-Year Warranty for -40°C to +50°C Environment.

See Page 6 for Projected Lumen Maintenance Table.



Shown with "KA" Kitty Hawk Arm Mounting Option.



Shown with "EH" Easy-Hang Wall Bracket



Shown with "SF" Slipfitter Option.



PROJECT INFORMATION:	
Project Name:	Fixture Type:
Complete Catalog #:	Date:
Comments:	

FXLSolutions.com • (800) 533-2789 • info@FXLSolutions.com

1800K CCT LED Small Bentley Kitty Hawk FXKH25Q

1800K CCT LED • AREA LIGHT • FLOOD LIGHT • WALL LIGHT



We have custom and standard manufacturing options. Use this form to build your part number or reach out to our sales team for assistance.

GET YOUR PRODUCTS FASTER WITH OUR QUICK SHIP PROGRAM

Multiple USA locations = 98-3-1 Quick Ship Program

98% Fill Rate – 3 Day Lead Time – 1 Piece Minimum Order

ORDER EXAMPLE

FXKH25Q Series Optics F Wattage 1X36 Driver U CCT HA Lens C Color Z Mounting KA Options SP

ORDER CONFIGURATION

Series	Optics	Wattage	Driver	CCT	Lens	Color	Mounting	Options
FXKH25Q=1800K CCT LED Small Kitty Hawk Area Light	C=Type III/NEMA 7H x 7V F=Type V/NEMA 7H x 7V See Page 4 for Distribution Information.	1X36=36w	U=120-277V H=347-480V	HA=1800K	C=Standard Clear Flat Glass Lens S=SoftLED Flat Glass Lens* *Use with Type V Optic Only.	Z=Bronze C=Custom (Consult Factory)	KA=Kitty Hawk Arm SF= Slipfitter ⊙ MA= Mounting Arm Adapter Y=Yoke BR=Two-Piece Swivel Bracket ⊙ EH=Easy-Hang Wall Bracket NM=No Mount	SF=Single Fuse* DF=Double Fuse* SP=Surge Protection M1=Motion Sensor, IR for mounting heights of 20ft to 35ft M2=Motion Sensor, IR for mounting heights of 18ft or less R3=3-Pin Twist Lock Photocell Receptacle ⊙ R5=5-Pin Twist Lock Photocell Receptacle ⊙ R7=7-Pin ANSI C136.41–2013 Twist Lock Photocell Receptacle ⊙ S23=Internal Microwave Sensor with dimming for mounting heights of 25' or less.* S43=Microwave On/Off Motion Sensor for Mounting Heights of 8' to 19'.* *120-277V Model Only
FXKH25Q		1X36		AM				

Notes
⊙Maximum tilt angle of 45° above horizontal with R3, R5, or R7 photocell receptacle options

Mounting Accessories

(Order Separately, Field Installed)

Options	Description
FXKH20RPZ	Die-Cast Adaptor for 3" to 5" Round Poles, Bronze Powdercoat Finish. Use with FXKH25A Kitty Hawk Mounting Arm only.
FXKH20WMZ	Die-Cast Wall Mount Adaptor, Bronze Powdercoat Finish. Use with FXKH25A Kitty Hawk Mounting Arm only.
FXPTS1SZ	Single Pole Tenon Spoke Bracket, 2 3/4" Horizontal Mounting Arm, Bronze Powdercoat Finish, Includes Hardware.
FXPTS290SZ	Twin Pole Tenon Spoke Bracket, 2 3/4" Horizontal 90° Mounting Arms, Bronze Powdercoat Finish, Includes Hardware.
FXPTS2180SZ	Twin Pole Tenon Spoke Bracket, 2 3/4" Horizontal 180° Mounting Arms, Bronze Powdercoat Finish, Includes Hardware.
FXPTS390SZ*	Triple Pole Tenon Spoke Bracket, 2 3/4" Horizontal 90° Mounting Arms, Bronze Powdercoat Finish, Includes Hardware.
FXPTS3120SZ*	Triple Pole Tenon Spoke Bracket, 2 3/4" Horizontal 120° Mounting Arms, Bronze Powdercoat Finish, Includes Hardware.
FXPTS490SZ*	Quad Pole Tenon Spoke Bracket, 2 3/4" Horizontal 90° Mounting Arms, Bronze Powdercoat Finish, Includes Hardware.

*Non-stock item. Consult factory for lead time.



Accessories

(Order Separately, Field Installed)


Options	Description
FXP18131	Twist Lock Non-Shorting (Open) Cap Disconnects Service to Fixture for Temporary or Permanent Disabling (Fixture Always Off). IP65, 480V Maximum.
FXP18132	Twist Lock Shorting Cap Provides Fixed Service to Fixture (Fixture Always on). IP65, Rated Load 7200w Tungsten.
FXP18140	110-120VAC Instant Twist Lock Photocell
FXP18152	277VAC Time Delay Twist Lock Photocell
FXP18156	120-277VAC Universal Twist Lock Photocell
FXP18157	480VAC Time Delay Twist Lock Photocell. For 480V use only.
FXACCHSG1Z	Die Cast Accessory Housing for Installing Sensors or Other Lighting Controls, Bronze Powdercoat Finish
FXKH25GSZ	Aluminum Glare/House Side Shield, Bronze Powdercoat Finish, Includes Hardware.
FXKH25WG	Wire Guard, Stainless Steel Construction, Includes Hardware.
FXACCHSG3	Bronze UV-Stabilized Polycarbonate Housing for Installing Sensors, Includes Sensor Bracket and Gasket.



Replacement Parts

(Order Separately, Field Installed)

Options	Description
FXKH25GL	Tempered Clear Flat Glass Lens.
FXKH25GLSS	SoftLED Flat Glass Lens
FXKH25AZ	Kitty Hawk Die-Cast Mounting Arm, Bronze Powdercoat Finish, Includes Hardware. Mounts Directly to Square Poles.
FXALMAAZ	Die-Cast Adaptor for 2 3/4" Horizontal Mounting Arms, Bronze Powdercoat Finish, Includes Hardware.
FXKH25YZ	Stamped Heavy-Duty Steel Yoke, Bronze Powdercoat Finish, Includes Hardware.
FXFL73SFZX	External Mount Die-Cast Adjustable Slipfitter for 2 3/4" Tenons, Bronze Powdercoat Finish, Includes Hardware.
FXFL73BRZ	Two-Piece Stamped Steel Adjustable Bracket, Bronze Powdercoat Finish, Includes Hardware.
FXKHEHZ	Die-Cast Easy-Hang Wall Bracket, Bronze Powdercoat Finish, Includes Hardware.
FXP17117	Internal Microwave Sensor with Dimming, 120-277VAC, 50/60Hz. See FXP17117 Specification Page for Details.
FXP17123	Internally Mounted Microwave On/Off Motion Sensor for Mounting Heights of 8' to 19', 120-277VAC, 50/60Hz



FXLSolutions.com • (800) 533-2789 • info@FXLSolutions.com

Information provided is subject to change. Please verify all details with FX Lighting. All values are designed to standard industry values when measured under laboratory conditions, and FX Lighting makes no warranty or guarantee, expressed or implied, that such performance will be obtained under end-use conditions.

1800K CCT LED Small Bentley Kitty Hawk FXKH25Q

1800K CCT LED • AREA LIGHT • FLOOD LIGHT • WALL LIGHT



1800K CCT LED FXKH25Q MOUNTING OPTIONS



FXKH25Q w/ Kitty Hawk Arm (KA)

Kitty Hawk Die-Cast Mounting Arm, Bronze Powdercoat Finish, Includes Hardware. Mounts Directly to Square Poles.



FXKH25Q w/ Pole Mounting Arm Adaptor (MA)

Die-Cast Adaptor for 2 1/2" Horizontal Mounting Arms, Bronze Powdercoat Finish, Includes Hardware.



FXKH25Q w/ "SF" External Mount Slipfitter (SF) Ⓞ

External Mount Die-Cast Adjustable Slipfitter for 2 1/2" Tenons, Bronze Powdercoat Finish, Includes Hardware.



FXKH25Q w/ Yoke (Y)

Stamped Heavy-Duty Steel Yoke, Bronze Powdercoat Finish, Includes Hardware.



FXKH25Q w/ Two-Piece Swivel Bracket (BR) Ⓞ







Two-Piece Stamped Steel Adjustable Bracket, Bronze Powdercoat Finish, Includes Hardware.



FXKH25Q w/ Easy-Hang Bracket (EH)

Die-Cast Easy-Hang Wall Bracket, Bronze Powdercoat Finish, Includes Hardware.

EFFECTIVE PROJECTED AREA (EPA)

Configuration	EPA (Sq. Ft.)	Weight (Lbs.)
 1	0.60	15 Lbs
 2@180° Mount	1.20	30 Lbs
 2@90° Mount	0.82	30 Lbs
 3@90° Mount	1.32	45 Lbs
 3@120° Mount	1.20	45 Lbs
 4@90° Mount	1.32	60 Lbs

Shown with Small Kitty Hawk Arm mounting.

Notes
Ⓞ Maximum tilt angle of 45° above horizontal with R3, R5, or R7 photocell receptacle options

1800K CCT LED Small Bentley Kitty Hawk FXKH25Q

1800K CCT LED • AREA LIGHT • FLOOD LIGHT • WALL LIGHT



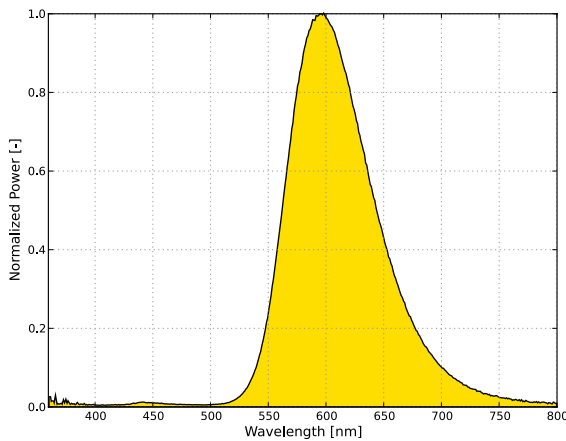
1800K CCT LED FXKH25Q PHOTOMETRIC DATA FOR AREA & WALL APPLICATIONS

		Wattage (Catalog Logic)	36W (1X36)
		Input Watts	39.5W
Lumen Package	Optic	CCT	Delivered Lumens
FXKH25Q	Type III	1800K CCT LED	3,122
		BUG Rating	B1-U0-G1
	Type V	1800K CCT LED	3,786
		BUG Rating	B2-U0-G0

1800K CCT LED FXKH25Q PHOTOMETRIC DATA FOR FLOOD APPLICATIONS

		Wattage (Catalog Logic)	36W (1X36)
		Input Watts	39.5W
Lumen Package	Optic	CCT	Delivered Lumens
FXKH25Q	120°H x 70°V, NEMA 7H x 7V	1800K CCT LED	3,100
	115°H x 110°V, NEMA 7H x 7V	1800K CCT LED	3,796

1800K CCT LED FXKH25Q SPECTRAL CHART



1800K CCT LEDs provide the same visual light output as traditional Low Pressure Sodium systems, but provide substantially reduced energy and maintenance costs, and increased lifespan and lumen maintenance values.

1800K CCT LED: Dominant Wavelength 588.8-592.6
Low Pressure Sodium Wavelength: 589 and 589.6

1800K CCT LED FXKH25Q PROJECTED LUMEN MAINTENANCE

Data shown for 1800K CCT LED		Compare to LPS				Calculated LED Life
TM-21-11	Input Watts	Initial	25,000 Hrs	50,000 Hrs	100,000 Hrs	
L70 Lumen Maintenance @ 25°C / 77°F	40	1.00	0.97	0.94	0.88	246,000

NOTES:

1. Projected per IESNA TM-21-11. Data references the extrapolated performance projections for the base model in a 25°C ambient, based on 10,000 hours of LED testing per IESNA LM-80-08.
2. Compare to LPS box indicates suggested Light Loss Factor (LLF) to be used when comparing to Low Pressure Sodium (LPS) systems

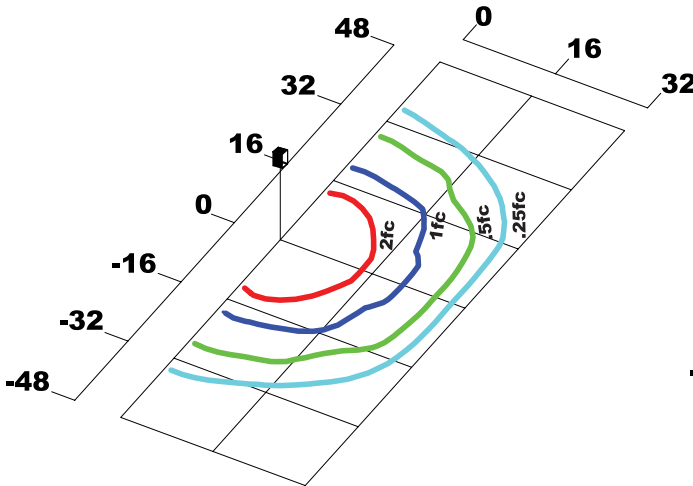
FXLSolutions.com • (800) 533-2789 • info@FXLSolutions.com

1800K CCT LED Small Bentley Kitty Hawk FXKH25Q

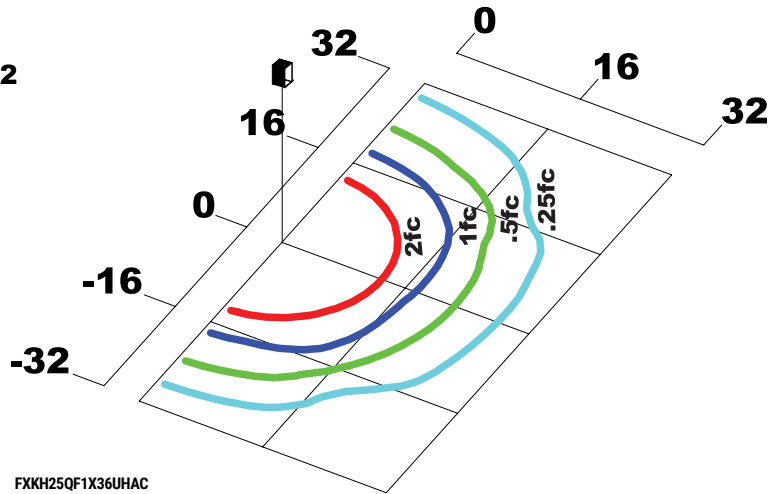
1800K CCT LED • AREA LIGHT • FLOOD LIGHT • WALL LIGHT



1800K CCT LED FXKH25Q DISTRIBUTION FOR AREA & WALL APPLICATIONS

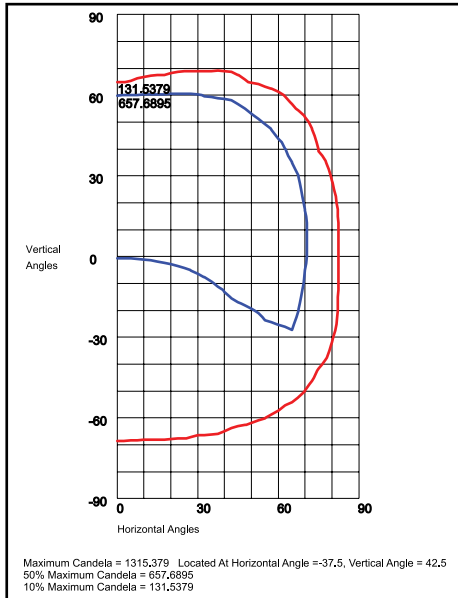


FXKH25QC1X36UHAC
Type III
Grid in MH
MH=16 Feet

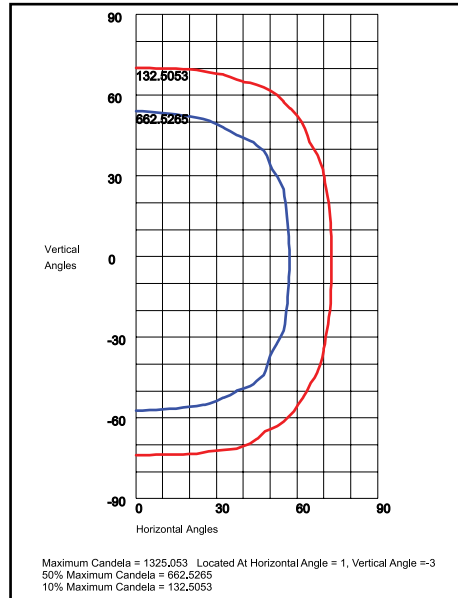


FXKH25QF1X36UHAC
Type V
Grid in MH
MH=16 Feet

1800K CCT LED FXKH25Q PHOTOMETRIC DATA FOR FLOOD APPLICATIONS



FXKH25QC1X36UHAC
120°H x 70°V Beam, NEMA 7H x 7V



FXKH25QF1X36UHAC
115°H x 110°V Beam, NEMA 7H x 7V

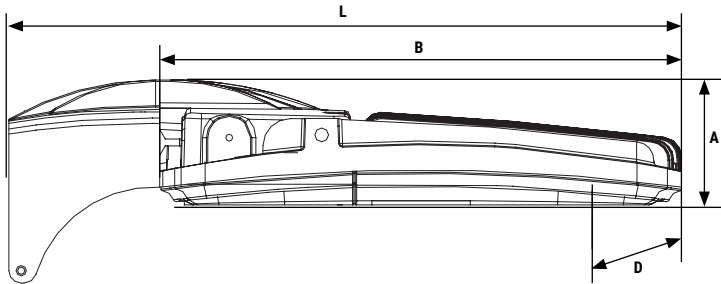
FXLSolutions.com • (800) 533-2789 • info@FXLSolutions.com

1800K CCT LED Small Bentley Kitty Hawk FXKH25Q

1800K CCT LED • AREA LIGHT • FLOOD LIGHT • WALL LIGHT

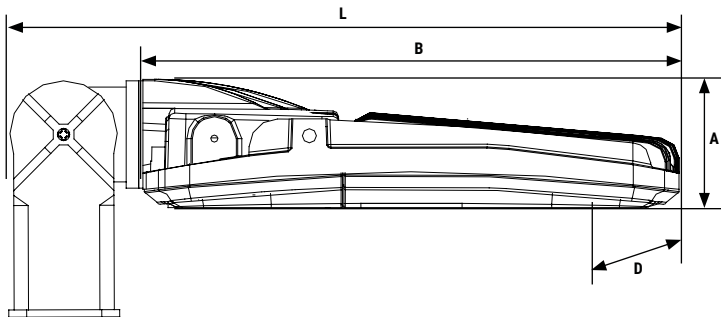


1800K CCT LED FXKH25Q DIMENSIONAL DATA



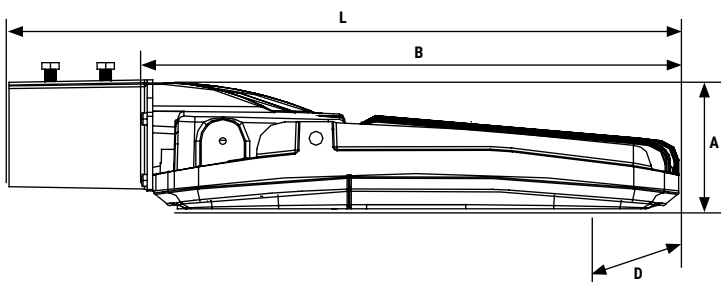
FXKH25 with Kitty Hawk Arm Dimensions

Width (D)	13 $\frac{3}{8}$ " (340mm)
Length (B)	15" (381mm)
Height (A)	3 $\frac{3}{8}$ " (92mm)
Length with Mount (L)	19 $\frac{1}{4}$ " (491mm)



FXKH25 with Slipfitter Dimensions

Width (D)	13 $\frac{3}{8}$ " (340mm)
Length (B)	15" (381mm)
Height (A)	3 $\frac{3}{8}$ " (92mm)
Length with Mount (L)	18 $\frac{3}{4}$ " (476mm)



FXKH25 with Mounting Arm Adaptor Dimensions

Width (D)	13 $\frac{3}{8}$ " (340mm)
Length (B)	15" (381mm)
Height (A)	3 $\frac{3}{8}$ " (92mm)
Length with Mount (L)	19 $\frac{3}{8}$ " (486mm)

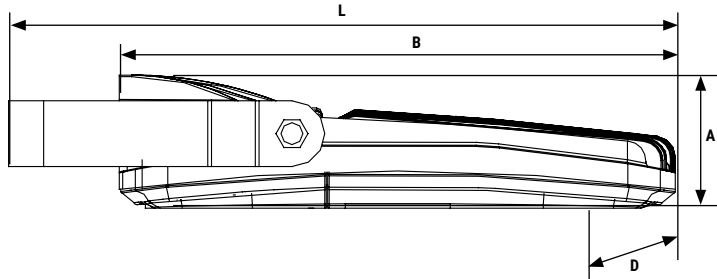
FXLSolutions.com • (800) 533-2789 • info@FXLSolutions.com

1800K CCT LED Small Bentley Kitty Hawk FXKH25Q

1800K CCT LED • AREA LIGHT • FLOOD LIGHT • WALL LIGHT

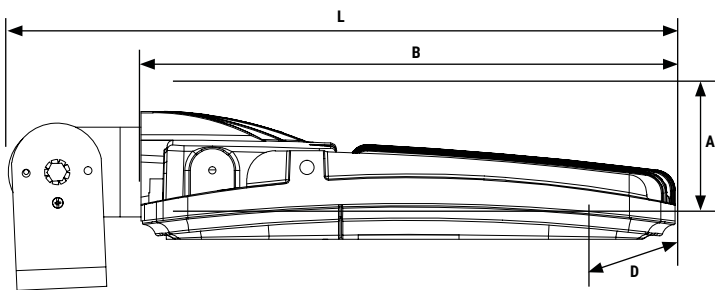


1800K CCT LED FXKH25Q DIMENSIONAL DATA



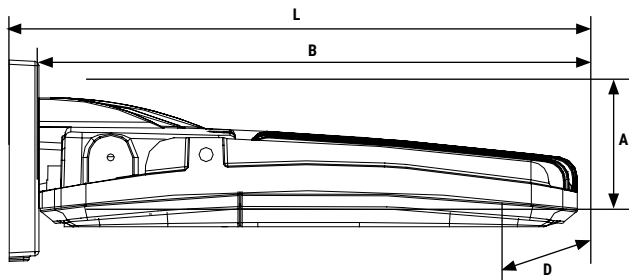
FXKH25 with Yoke Dimensions

Width (D)	13 $\frac{3}{8}$ " (340mm)
Length (B)	15" (381mm)
Height (A)	3 $\frac{1}{2}$ " (92mm)
Length with Mount (L)	18" (457mm)



FXKH25 with Adjustable Bracket Dimensions

Width (D)	13 $\frac{3}{8}$ " (340mm)
Length (B)	15" (381mm)
Height (A)	3 $\frac{1}{2}$ " (92mm)
Length with Mount (L)	18 $\frac{1}{2}$ " (476mm)



FXKH25 with Easy Hang Wall Bracket Dimensions

Width (D)	13 $\frac{3}{8}$ " (340mm)
Length (B)	15" (381mm)
Height (A)	3 $\frac{1}{2}$ " (92mm)
Length with Mount (L)	16" (406mm)

FXLSolutions.com • (800) 533-2789 • info@FXLSolutions.com